



REMOTE CENTRAL DOOR LOCK KIT OPERATION MANUAL


PLEASE READ THE MANUAL BEFORE USE




Model No.: MN-207



FUNCTIONS:

LOCK: Press Button  once, the lights will flash once, siren chirps once, the lock is locked automatically, LED blinks. The engine will be cut off.

UNLOCK: Press button  once, the lights will flash 2 times, siren chirps 2 times, the lock is unlocked automatically, LED doesn't blink.

Car Finding: Press button  in arming mode, the lights will flash 25 +/- 5 seconds for locating the vehicle in a large parking lot. Press again to stop it.

Mute alarm: Press button  or press  +  simultaneity, the lights will flash, but siren will not sound, the engine will be cut off.

Trunk Release: press  or  for 3 seconds, the light flash 2 times, siren chirps 2 times, the trunk will be released automatically.

The original manufacture setting is Electronic Lock

AUTO CENTRAL LOCK: In disarming mode, press lock from manual switch, the doors will be locked automatically; Press unlock from manual switch, the doors will be unlocked automatically.

CODE LEARNING PROCEDURE:

In disarming mode, press learning switch inside main unit for 3 seconds, the car light will flash tardily to enter into code learning mode. Press any key of the remote control within 5 seconds, the car light will flash 3 times quickly to indicate that a new code is stored. It can be learnt up to 4 remote controls for every main unit in the same time. If the remote control is lost, the old code is valid and need to re-code again.

MN-207 CENTRAL DOOR LOCK (1 MSATER)

