



REMOTE CONTROL KEYLESS ENTRY SYSTEM OPERATION MANUAL


PLEASE READ THE MANUAL BEFORE USE




Model No.: KD-205



FUNCTIONS:

Locking: Press Button  once, the lights will flash once, siren chirps once, the lock is locked automatically, LED blinks.

Unlocking: Press button  once, the lights will flash 2 times, siren chirps 2 times, the lock is unlocked automatically, LED doesn't blink.

Car Finding: Press button  in arming mode, the lights will flash 25 +/- 5 seconds for locating the vehicle in a large parking lot. Press any key to stop it.

Mute alarm: Press button  or press  +  simultaneity, the lights will flash, but siren will not sound.

Trunk Release: press  or  for 3 seconds, the light flash 2 times, siren chirps 2 times, the trunk will be released automatically.

Air compressor lock/electronic lock transition: the original setting: electronic lock(valid mode after cutting power)

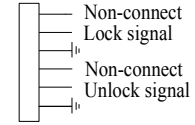
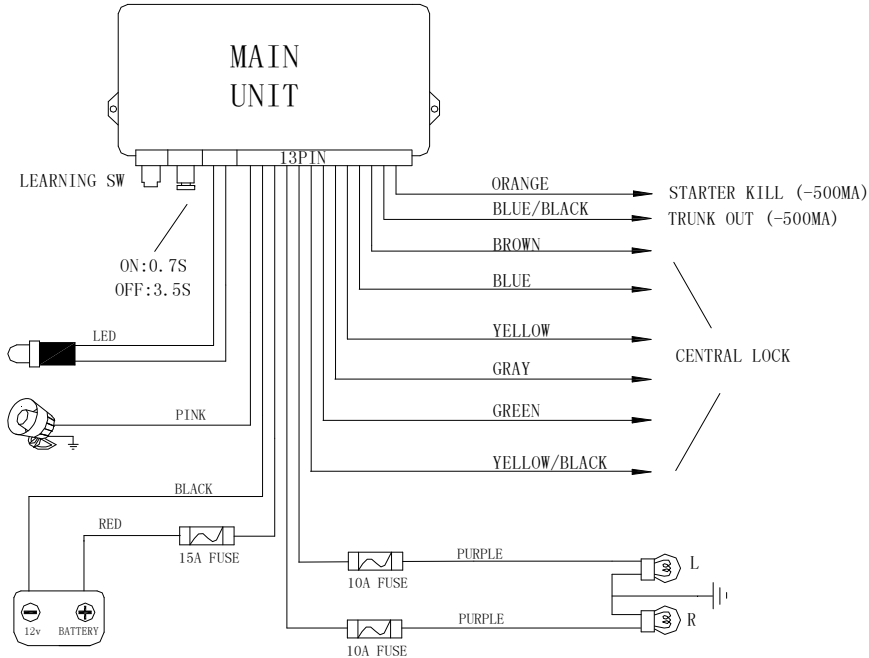
JP1 in short circuit: Electronic Lock (0.7S)

JP1 in open circuit: Air compressor Lock(3.5S)

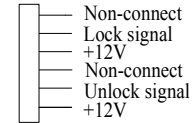
Code learning procedure:

Press the learning switch for 2 seconds in the main unit, the lights will flash 3 times and then keep on. The system enters into the learning mode now. Press any key of the remote control within 3 seconds, the lights will flash 3 times and keep on, indicating the remote has been learnt up. It can be learnt up to 4 remote controls for every main unit in the same time. If the remote control is lost, the old code is valid and need to re-code again.

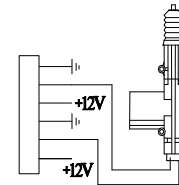
DIAGRAM



Negative trigger



Positive trigger



Positive and Negative trigger